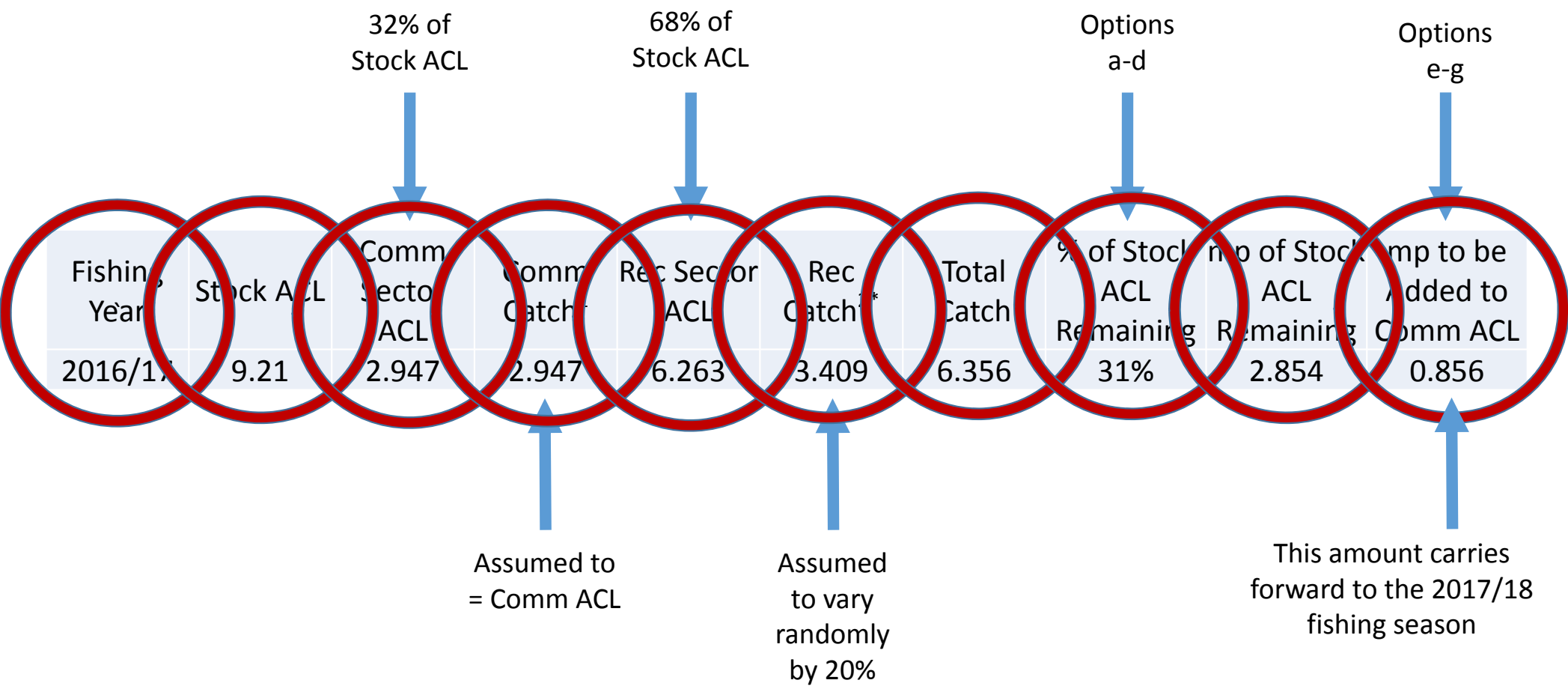


# How It Works: Alternative 3 in Action 1 of CMP 29

Gulf Council June 2016 Meeting  
Clearwater Beach, FL



Still allowed  
to vary by  
20%...

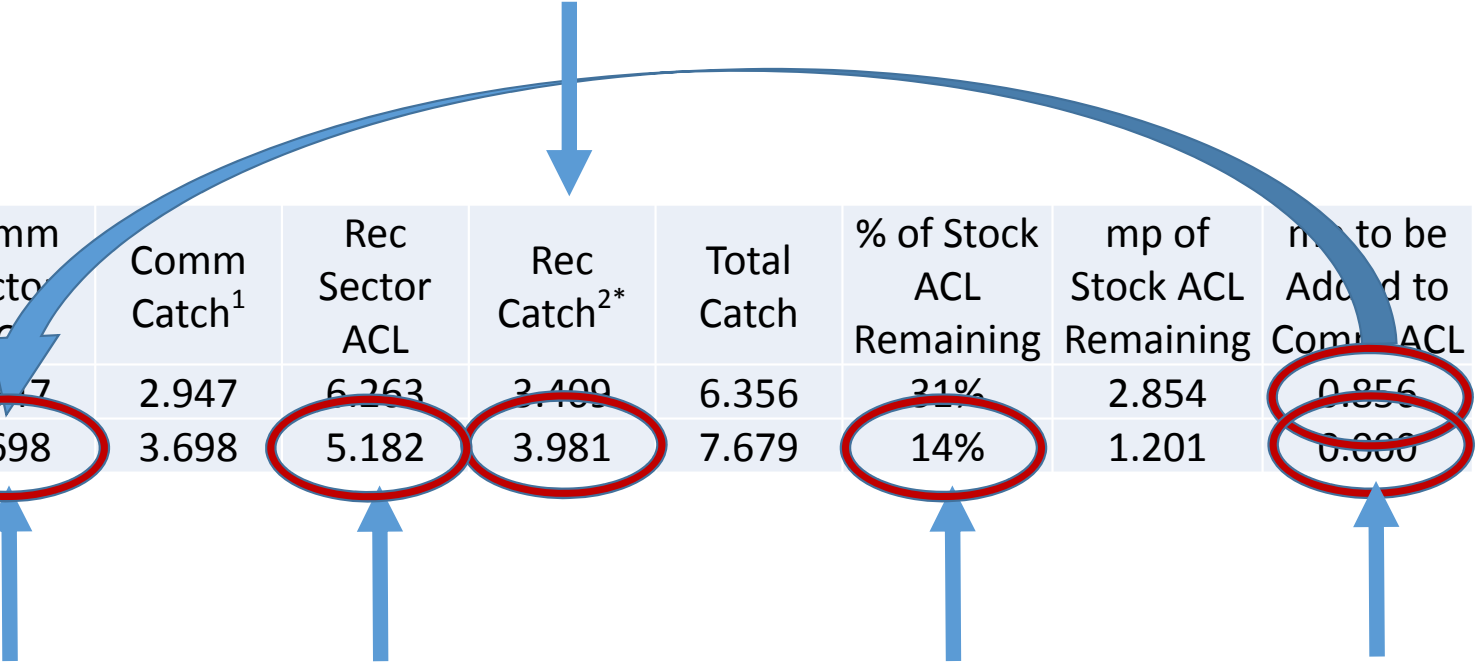
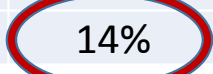
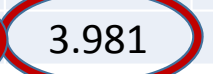
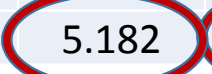
Fishing Year	Stock ACL	Comm Sector ACL	Comm Catch <sup>1</sup>	Rec Sector ACL	Rec Catch <sup>2*</sup>	Total Catch	% of Stock ACL Remaining	mp of Stock ACL Remaining	mp to be Added to Comm ACL
2016/17	9.21	2.947	2.947	6.263	3.409	6.356	31%	2.854	0.856
2017/18	8.88	3.698	3.698	5.182	3.981	7.679	14%	1.201	0.000

= 32% of  
stock ACL +  
0.856 mp

= 68% of  
stock ACL -  
0.856 mp

Lower than  
15%!

Rec landings  
too high to  
permit credit  
in 2018/19



Still allowed  
to vary by  
20%...

Fishing Year	Stock ACL	Comm Sector ACL	Comm Catch <sup>1</sup>	Rec Sector ACL	Rec Catch <sup>2*</sup>	Total Catch	% of Stock ACL Remaining	mp of Stock ACL Remaining	mp to be added to Comm ACL
2016/17	9.21	2.94	2.947	6.263	3.409	6.356	31%	2.854	0.756
2017/18	8.88	3.698	3.698	5.182	3.981	7.679	14%	1.201	0.000
2018/19	8.71	2.787	2.787	5.923	3.205	5.992	31%	2.718	0.815

= 32% of stock ACL + 0.0 mp

= 68% of stock ACL - 0.0 mp

Higher than 15%!

No credit from the previous fishing year  
Credit of 0.815 mp will be added to 2019/20 fishing year

Fishing Year	Stock ACL	Comm Sector ACL	Comm Catch <sup>1</sup>	Rec Sector ACL	Rec Catch <sup>2*</sup>	Total Catch	% of Stock ACL Remaining	mp of Stock ACL Remaining	mp to be Added to Comm ACL
2016/17	9.21	2.947	2.947	6.263	3.409	6.356	31%	2.854	0.856
2017/18	8.88	3.698	3.698	5.182	3.531	7.679	14%	1.201	0.815
2018/19	8.71	2.787	2.787	5.923	3.205	5.992	31%	2.718	0.815
2019/20	8.55	3.551	3.551	4.999	3.492	7.043	18%	1.507	0.452

Still allowed to vary by 20%...

= 32% of stock ACL + 0.815 mp

= 68% of stock ACL - 0.815 mp

Higher than 15%!

Credit of 0.452 mp will be added to 2020/21 fishing year