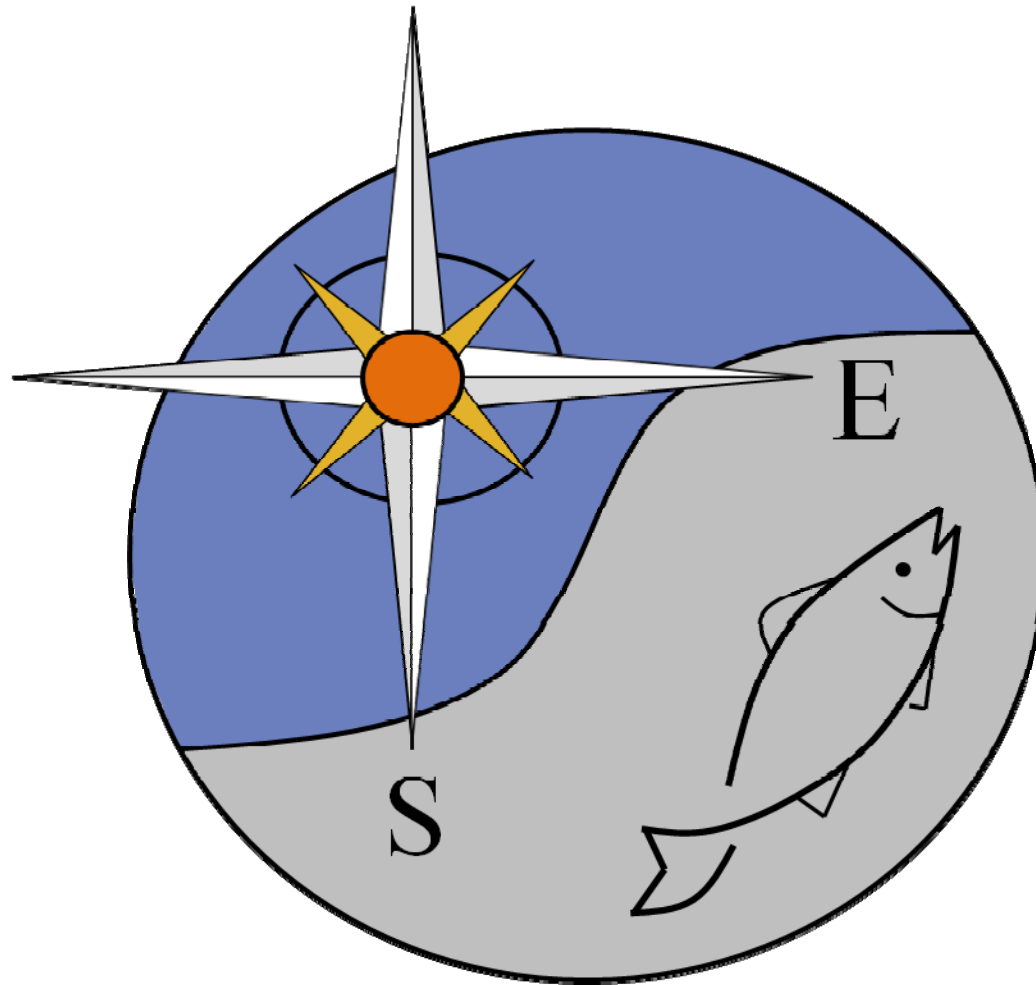


SEDAR

Tab A, No. 9



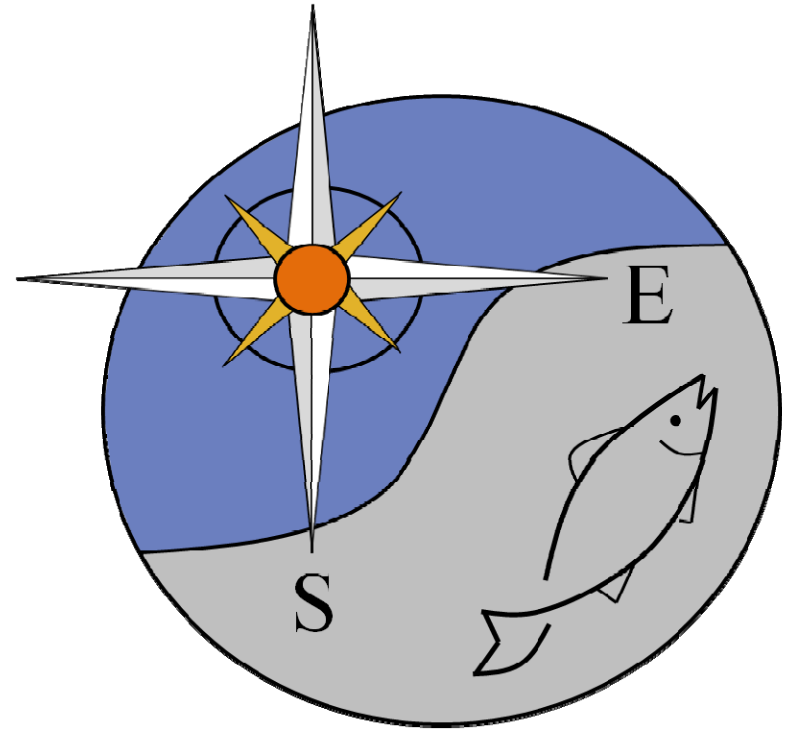
S outh

E ast

D ata

A ssessment

R eview



SEDAR ORIGINS

- 2002 – Triggered by SA Red Porgy
 - Data errors, peer review concern
- Expanded to entire region in 2003
 - S3: Yellowtail (Gulf, FL FWCC), Croaker (ASMFC)
 - S4: Caribbean Deepwater
 - S7: Gulf Red Snapper
- Added HMS Sharks 2005/06
 - S11, Large Coastal Sharks

SEDAR GOAL

Improve the

QUALITY

RELIABILITY

TRANSPARENCY

and **RELEVANCE**

of stock assessments

SEDAR ADMINISTRATION

- Council Process - follows Council Procedures
- Oversight by a Steering Committee
 - Scheduling
 - Approach & Guidelines
- Administrative Support – SAFMC, GMFMC
- Process Management – SEDAR Program Manager
- Project Management – SEDAR Coordinators

SEDAR Steering Committee - Members

“Cooperator Representatives”

- SEFSC Director, serves as Chair
- Regional Administrator
- Chairs and EDs of GMFMC, CFMC, SAFMC
- HMS representative
- EDs of ASMFC & GSMFC

Primary Role: Policies, Procedures, Schedule

SEDAR Guidelines

- SOPPs Document
 - Approved by Steering Committee
- Changing the SOPPS?
 - Steering Committee request
 - Suggestions of participants, general public
 - Suggestions of Cooperator groups (SSC, APs)
 - should be vetted first by the Cooperator
 - Typically vet major or complex changes through working groups

Cooperator Responsibilities

- Serve on Steering Committee
- **Establish assessment priorities**
- Appoint workshop participants, approve schedules and TORs
 - **SEDAR does not specify how this is done.** Each Cooperator has leeway to develop their own process
 - Request memos documenting actions for SEDAR AR
 - Participants must be in 'SEDAR Pool' per FACA
- Review assessments through Tech body (SSC)
 - MAKE MANAGEMENT RECOMMENDATIONS!!

Determining Priorities

Cooperator's determine their assessment priorities, NOT the Steering Committee.

- Input from tech & advisory bodies (SSC,AP)
- Input from agency

NMFS developing a prioritization tool

- Cooperator (SEDAR Committee) reviews/recommends
 - prioritized list for short term
 - Indicate EITHER desired delivery or terminal year
 - Recommend & justify approach

SEDAR Scheduling 2017 example

- **Cooperators identify priorities 2-5y ahead**
- SEFSC: capability as # of assessments, (summer '15)
- Cooperators – Short Term Priority (2017@Fall 2015)
- Steering Committee Reviews (October 2015)
 - Driven by **capability** and **Cooperator priorities**
- Staff Develop project milestones (winter 2015)
 - balance workshop timing, data deadlines
- SEDAR Tech and Cooperator Review (Mar. 2016)
- Steer Committee finalizes – (Spring 2016)

Changes are Inevitable.....

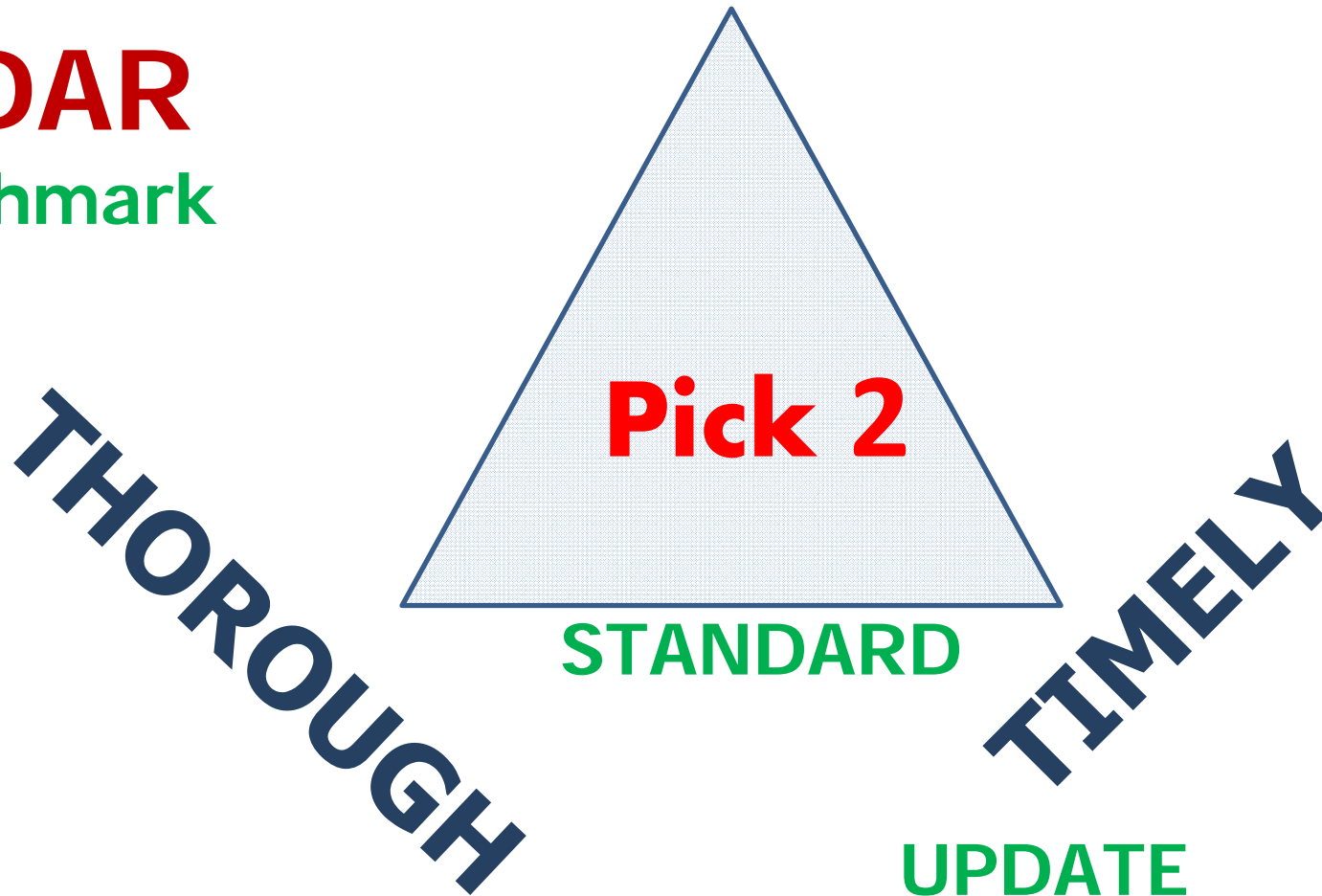
- Changes that only involve a single cooperator can be addressed by the Cooperator and SEFSC Director (*SEDAR Steering Committee Chair*).
- Changes involving multiples may require Steering Committee action (conf call OK)

... but costly to productivity

The Challenge

TRANSPARENT

SEDAR
Benchmark



Benchmark Approach

- Original, 3-step process
- Always used for first time assessments
- Use to apply new data to or change methods of existing assessments
- All decisions evaluated
- Review by independent panel (CIE+SSC)
- Takes about 18 months

Standard Approach

- New observations (years) added to datasets
- Limited ability for new data or model changes
 - SSC decides how much is too much
- Includes a panel to provide guidance to the analysts
- May include a workshop or webinars
- Takes about 6 mos.
- Reviewed by SSC

Update Approach

- UPDATE Approach
 - ONLY new observations (years) added to datasets
 - Conducted by analysts / lead agency
 - Takes about 3 mos.
 - Reviewed by SSC

UPDATE approaches are the default for subsequent assessments; Cooperators must provide justification for other approaches.

Questions?

SEDAR Assessment Productivity by Type

